

User Manual

Viewing Products Service API Portal

2023/05/14

Classified as Restricted





Table of Content

API Portal

introduction	03
Description of the service and work rules	04
Service workflow	05
User instructions	06

Classified as Restricted





Introduction

In line with the vision of the Kingdom of Saudi Arabia 2030 in building a digital government, improving work efficiency, increasing the effectiveness of projects according to the needs of the national economy, and activating the role of the digital economy, the Etimad platform launched the API Portal, which in turn enables beneficiaries from the government, private and financial sectors to develop innovative products and services using the data and services available on The Etimad platform through the latest methods of connectivity and integration in a digital and seamless manner.

Contribution and impact:

- Providing a better user experience for government agencies, the private sector, and the financial and banking sectors by providing the center's services through the software application interface
- Developing innovative applications by the private and public sectors using available products and services
- Ease of access to services and products, development of procedures, and automation of paper-based processes
- Saving time and effort for beneficiaries from the private sector and the banking sector
- Creating new job opportunities and new economic fields that support the growth of the digital economy
- Enhancing transparency

Classified as Restricted



Service description

The API Portal is concerned with providing software application interface services to government and private stakeholders to use the data, services and products provided by the platform in an innovative and digital way. By browsing the services and products catalog to access the description of the mechanism of the services and obtaining the linking and integration files.


Viewing Product service, is a service aimed at enabling developers to review the list of available products provided by the API portal such as the deduction product, salary detection product and bank contract product or any other products that will be added soon.

Services provided:

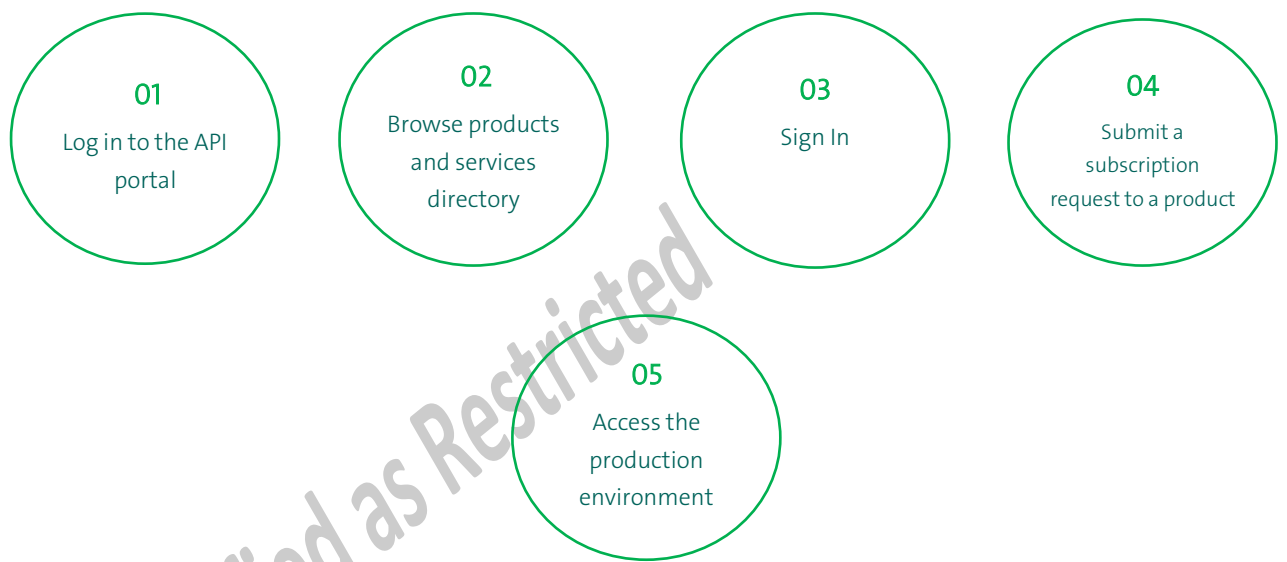
- Browse the content of the catalog of products and services.
- Downloading the integration file.
- Benefitting from the pre-production environment.
- Subscribe to products and services and obtain access keys.
- View and pay bills through SADAD.

Business Rules

- 1- The user wishing to benefit from the API Portal must register in Etimad platform.
- 2- The user wishing to benefit from the API Portal must gain the necessary credentials.
- 3- The user wishing to benefit from the API Portal must agree to the terms and conditions of the portal.



Service Workflow



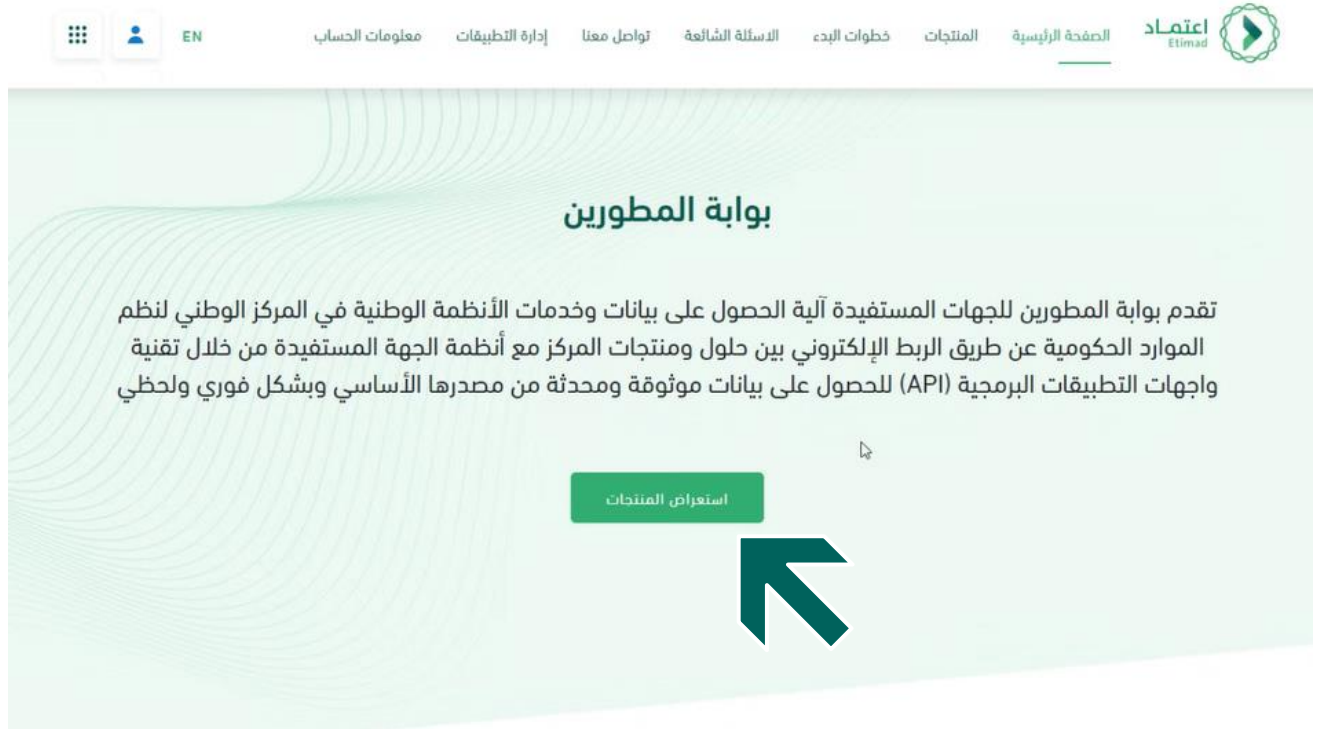
Classified as Restricted

User instructions

Step One: Explore the products

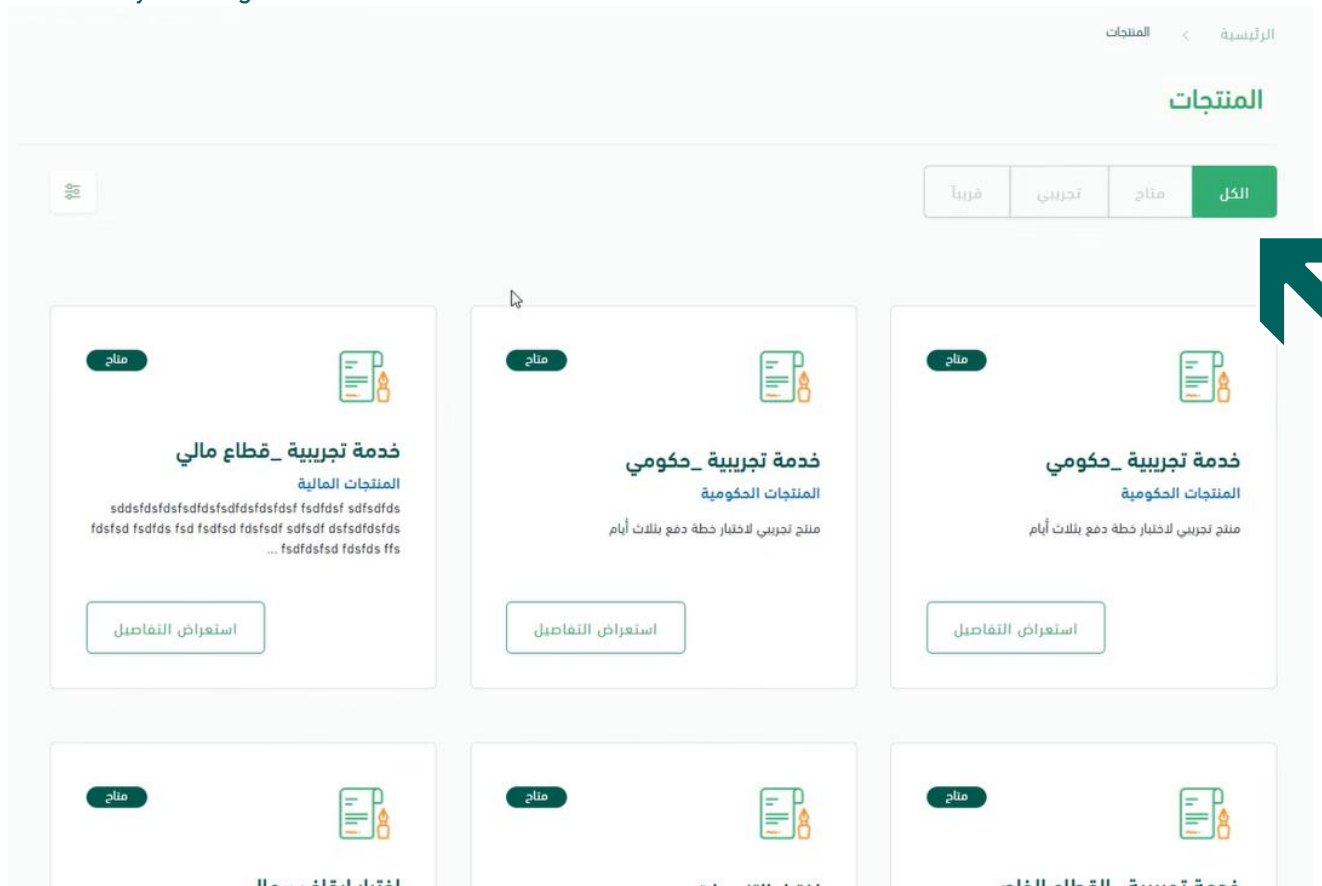
Go to the products page by visiting the API portal (apiportal.etimad.sa)

and explore the list of available products and services before you start creating your own application and benefiting from the services.



Step Two: Filter Products

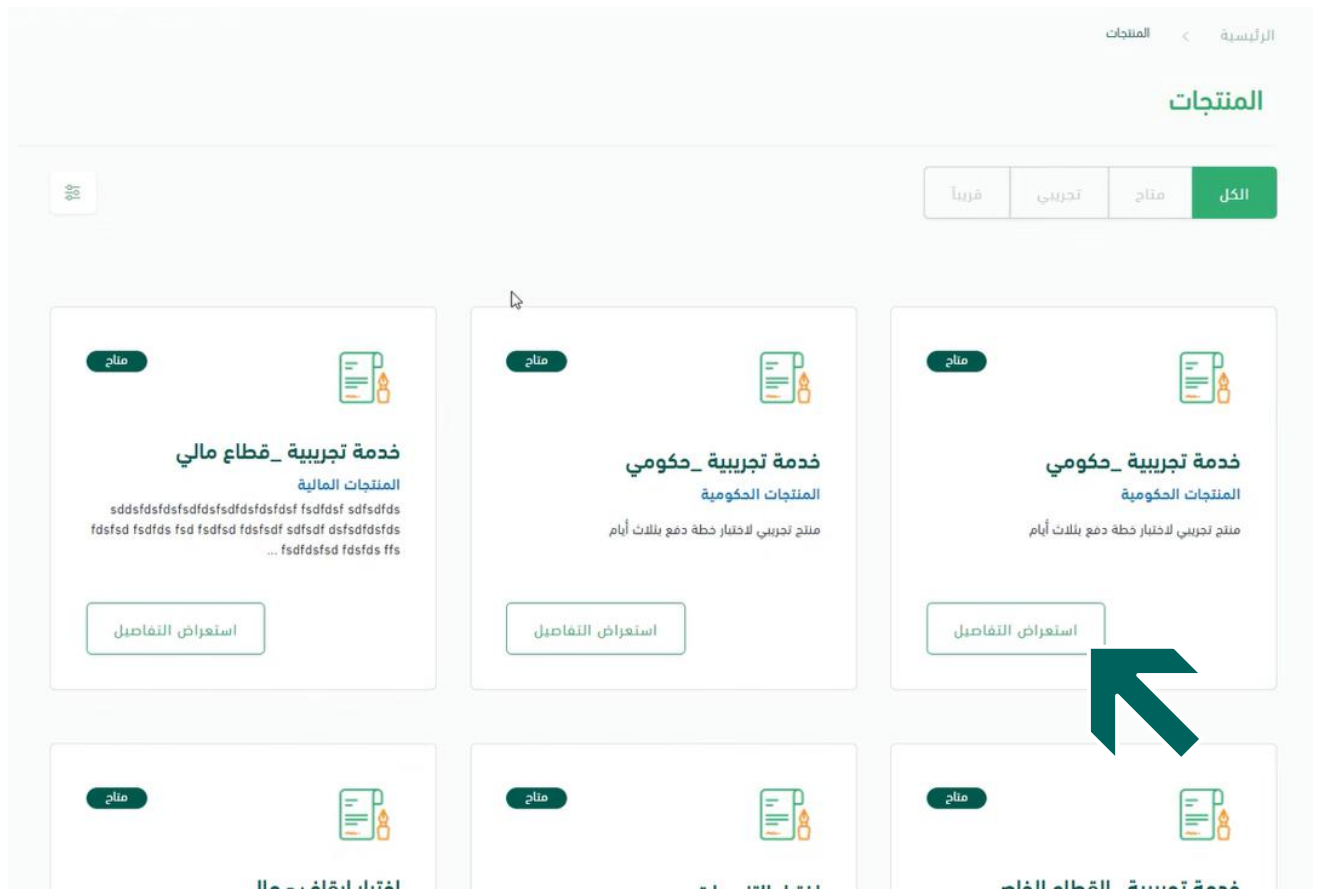
The user can filter the display of products and view the available products or products on trial or view them all by clicking on "All".



The screenshot shows a web interface for product listings. At the top right, there are navigation links for "الرئيسية" (Home) and "المنتجات" (Products). Below this, the heading "المنتجات" is displayed. A filter menu is located at the top right of the product grid, with options: "قريباً" (Coming soon), "تجريبي" (Trial), "متاح" (Available), and "الكل" (All). The "الكل" option is highlighted in green. A large green arrow points to this "الكل" button. The product grid consists of six product cards arranged in two rows of three. Each card features a "متاح" (Available) badge, an icon of a document with a flame, and a title. The first card is titled "خدمة تجريبية_قطاع مالي" (Trial service - Financial sector), the second is "خدمة تجريبية_حكومي" (Trial service - Government), and the third is "خدمة تجريبية_حكومي" (Trial service - Government). Each card also includes a "استعراض التفاصيل" (View details) button.


Step Three: View the product details

In case the user wants to view product details, they can click on the "View Details" button to display a window with the details of the selected product.



Step Four: View the product details page

The user can view the product details and review the product overview with the option to subscribe to the product.



الرئيسية < < المنتجات < < خدمة تجريبية_القطاع الخاص

استعراض تفاصيل الاشتراك

منهج

خدمة تجريبية_القطاع الخاص

منتجات الأعمال

الوصف

منهج تجربي لاختبار خطة دفع بثلاث أيام

المؤهل لاستخدام المنتج

القطاع الخاص

٤٩٦٦ >

الشروط و الأحكام سياسة الخصوصية و سرية المعلومات

Thank You

Classified as Restricted

تحت إشراف

وزارة المالية
Ministry of Finance



NCGR
المركز الوطني لنظم
الموارد الحكومية

